


08

PEDESTRIAN CONTROL



This section offers portable and temporary products designed to control the movement of pedestrians. Whether queuing at the airport, separating people from vehicles or protecting them from hazards in the workplace.

Featuring in this section is our newly expanded 'Neata' queue management system, which now incorporates features that allow up to 20 different post configurations and supports a full range of accessories and spare parts.

You may also be interested in pages:



32 BALL-FENCE



81 EXPANDING BARRIERS



103 SKIPPER



112 CROWD-Q

NEATA IN-FLOOR POSTS



1



2



3



4



5




6


A FEW GOOD REASONS:

1. Unlike post and base designs, Neata in-floor posts don't have to be moved for cleaning. This eliminates the daily routine of removing and repositioning, saving time, money and stress on staff.
2. With the posts installed the footprint is only 65mm in diameter. The elimination of bulky bases reduces tripping hazards and simplifies cleaning and maintenance.
3. With the posts removed the floor is left flush and capped, eliminating any risk of a tripping hazard. The diameter of the in-ground sleeve is an unobtrusive 25mm (NK80). An optional sleeve (pictured) with a 60mm diameter flange is available for carpeted floors.
4. The NK80 is a flush finish sleeve that provides a structured hold down point for the Neata in-floor posts. It is mechanically set, requires no adhesive and is made from marine grade 316 stainless steel.
5. Neata fixed posts are locked in place so they can not be easily removed by unauthorised people. This is a major safety feature and reduces liability.
6. Typical old style post and base barriers can weigh up to 14kgs. Neata fixed posts weigh a mere 3.2kgs and consume a fraction of the floor space.
7. All Neata in-floor and surface mount posts are manufactured from marine grade 316 stainless steel.
8. The in-floor 'Flexi' posts are a world first design allowing them to tilt up to 10 degrees on impact and return. This minimises potential damage to posts and injury to pedestrians.

30% INCREASE
in available floor space
(Based on a one metre wide aisle)



Selection is a simple **2** **STEP** process



Selecting the right Neata Queue Management System product for you.

At first glance the options available to the Neata range may appear a little daunting, but in reality selection is a simple two step process.


- STEP 1** Select the type of post you require. Retractable belt, hook, rail or plain post, and identify whether you want the post to be in-floor, surface mounted or free-standing.
- STEP 2** Using the **red part number** of the post you have selected, refer to the chart on page 98 and the accompanying images to see which accessories are compatible with your chosen post. When ordering simply quote the appropriate part numbers.

STEP ONE

SELECT A POST TYPE

A range of retractable 2 metre belt barriers with a choice of mounting styles

NEATA BELT POSTS



316 ST/ST

BELT POST In-floor Flexi

The unique in-floor sleeves mean these posts can be deployed, removed or repositioned at any time by staff while remaining tamper resistant for improved public safety.

A world first impact absorbing design that allows the post to tilt on impact by up to 10 degrees and return to its original position without damage. Furthermore, the design increases available floor space by up to 30%, improving wheelchair access and reducing tripping hazards.

Specifications

| | |
|----------------------|---------------------------------------|
| Post: | 316 stainless, 63 x 1.6 x 950mm high. |
| Base: | Threaded in-floor stainless sleeve. |
| Footprint: | 65mm in diameter. |
| Connection: | Flexible-impact absorbing. |
| Belt: | Retractable 2 metre 4-way. |
| Weight: | 3.2kgs. |
| Installation: | Core drilled in-floor sleeve. |

| PART No. | DESCRIPTION |
|----------|---|
| NBIF-BLK | Belt post in-floor flexi – Black |
| NBIF-BLU | Belt post in-floor flexi – Blue |
| NBIF-RED | Belt post in-floor flexi – Red |
| NBIF-YEL | Belt post in-floor flexi – Yellow |
| NBIF-BUR | Belt post in-floor flexi – Burgundy |
| NBIF-BY | Belt post in-floor flexi – Black/Yellow |



316 ST/ST

BELT POST Surface Mount Flexi

The stainless steel surface mounted base plate is permanently fixed to the floor. Suitable for timber floors or anywhere in-floor sleeves are not appropriate.

A world first impact absorbing design that allows it to tilt on impact by up to 10 degrees and return to its original position without damage.

Furthermore, the design increases available floor space by up to 20%, improving wheelchair access and reducing tripping hazards, and results in a safer, tamper-proof system.

Specifications

| | |
|----------------------|--|
| Post: | 316 stainless, 63 x 1.6 x 950mm high. |
| Base: | 150dia x 6mm stainless steel. |
| Footprint: | 150mm in diameter. |
| Connection: | Flexible-impact absorbing. |
| Belt: | Retractable 2 metre 4-way. |
| Weight: | 5.2kgs. |
| Installation: | 3 off fixings, (purchased separately). |

| PART No. | DESCRIPTION |
|------------------|--|
| NBSMF-BLK | Belt post surface mount flexi – Black |
| NBSMF-BLU | Belt post surface mount flexi – Blue |
| NBSMF-RED | Belt post surface mount flexi – Red |
| NBSMF-YEL | Belt post surface mount flexi – Yellow |
| NBSMF-BUR | Belt post surface mount flexi – Burgundy |
| NBSMF-BY | Belt post surface mount flexi – Black/Yellow |



BELT POST Slimline Portable

An ultra low profile base that minimizes intrusion while maximizing stability. At less than 10mm high wheelchairs, strollers and suitcases can easily navigate over it.

Slimline is our premium portable post and base unit. It is manufactured from 304 stainless steel with a padded underside for protecting sensitive floors.

Specifications

| | |
|----------------------|---------------------------------------|
| Post: | 304 stainless, 63 x 1.6 x 950mm high. |
| Base: | 370dia x 8mm stainless steel. |
| Footprint: | 370mm in diameter. |
| Connection: | Portable free-standing. |
| Belt: | Retractable 2 metre 4-way. |
| Weight: | 9.6kgs. |
| Installation: | Not required. |
| Assembly: | Single M10 bolt (supplied). |

| PART No. | DESCRIPTION |
|-----------------|--|
| NBSL-BLK | Belt post slimline portable – Black |
| NBSL-BLU | Belt post slimline portable – Blue |
| NBSL-RED | Belt post slimline portable – Red |
| NBSL-YEL | Belt post slimline portable – Yellow |
| NBSL-BUR | Belt post slimline portable – Burgundy |
| NBSL-BY | Belt post slimline portable – Black/Yellow |



BELT POST Highline Portable

Highline is our most popular portable post and base belt barrier. The moulded rubber base is covered with a 304 grade spun stainless steel skirt for a high quality finish. The non-marking rubber base is gentle on floors and extremely stable.

Specifications

| | |
|----------------------|---------------------------------------|
| Post: | 304 stainless, 63 x 1.6 x 950mm high. |
| Base: | Moulded rubber with stainless skirt. |
| Footprint: | 380mm in diameter. |
| Connection: | Portable free-standing. |
| Belt: | Retractable 2 metre 4-way. |
| Weight: | 10.5kgs. |
| Installation: | Not required. |
| Assembly: | Single M10 bolt (supplied). |

| PART No. | DESCRIPTION |
|-----------------|--|
| NBHL-BLK | Belt post highline portable – Black |
| NBHL-BLU | Belt post highline portable – Blue |
| NBHL-RED | Belt post highline portable – Red |
| NBHL-YEL | Belt post highline portable – Yellow |
| NBHL-BUR | Belt post highline portable – Burgundy |
| NBHL-BY | Belt post highline portable – Black/Yellow |



316 ST/ST

WALL MOUNT BARRIERS

Wall mount belt barriers are designed to complement other post units in the Neata range, or to be used as standalone barriers for aisle closures or supermarket checkouts etc. They use the same 2 metre belt cassettes as the posts in a welded 316 grade stainless steel body, with mounting brackets for attaching to a wall or post.

Specifications

| | |
|----------------------|---|
| Post: | 316 stainless, 63 x 1.6 x 950mm high. |
| Base: | Welded stainless steel legs. |
| Connection: | Wall or post mount. |
| Belt: | Retractable 2 metre 1-way. |
| Weight: | 1.3kgs (approx.) |
| Installation: | Attached by screws at four places (supplied). |



BELT POST Econoline Portable

The Econoline is our most affordable portable post and base belt barrier, offering an economical alternative to the high end Slimline or Highline models. The weighted base is covered with a polished stainless steel skirt for a quality finish. The base has built-in scuff pads to protect sensitive floors. Furthermore, the NBEL is compatible with our other belt barriers, as it uses the same belt cassettes.

Specifications

| | |
|----------------------|---------------------------------------|
| Post: | 304 stainless, 63 x 0.8 x 900mm high. |
| Base: | Weighted with stainless skirt. |
| Footprint: | 330mm in diameter. |
| Connection: | Portable free-standing. |
| Belt: | Retractable 2 metre 4-way. |
| Weight: | 8.0kgs. |
| Installation: | Not required. |
| Assembly: | Single M10 bolt (supplied). |



BELT POST Extreme Portable

The Neata Extreme is the perfect retractable belt barrier for tough, industrial-type environments. The UPVC post with moulded rubber base means the Extreme can be used indoors or outdoors in any conditions. The non-marking rubber base is gentle on floors and extremely stable.

Specifications

| | |
|----------------------|-------------------------------------|
| Post: | Yellow UPVC, 63 x 1.6 x 950mm high. |
| Base: | Moulded rubber. |
| Footprint: | 380mm in diameter. |
| Connection: | Portable free-standing. |
| Belt: | Retractable 2 metre 4-way. |
| Weight: | 8.5kgs. |
| Installation: | Not required. |
| Assembly: | Single M10 bolt (supplied). |

| PART No. | DESCRIPTION |
|----------|--|
| NWM-BLK | Wall mount belt barrier – Black |
| NWM-BLU | Wall mount belt barrier – Blue |
| NWM-RED | Wall mount belt barrier – Red |
| NWM-YEL | Wall mount belt barrier – Yellow |
| NWM-BUR | Wall mount belt barrier – Burgundy |
| NWM-BY | Wall mount belt barrier – Black/Yellow |

| PART No. | DESCRIPTION |
|----------|---|
| NBEL-BLK | Belt post econoline portable – Black |
| NBEL-BLU | Belt post econoline portable – Blue |
| NBEL-RED | Belt post econoline portable – Red |
| NBEL-YEL | Belt post econoline portable – Yellow |
| NBEL-BUR | Belt post econoline portable – Burgundy |
| NBEL-BY | Belt post econoline portable – Black/Yellow |

| PART No. | DESCRIPTION |
|----------|---|
| NBEX-BLK | Belt post extreme portable – Black |
| NBEX-BLU | Belt post extreme portable – Blue |
| NBEX-RED | Belt post extreme portable – Red |
| NBEX-YEL | Belt post extreme portable – Yellow |
| NBEX-BUR | Belt post extreme portable – Burgundy |
| NBEX-BY | Belt post extreme portable – Black/Yellow |

Rigid posts that accept
stainless steel rails up
to 2 metres in length

NEATA RAIL POSTS



RAIL POST In-floor Rigid

The unique in-floor sleeves mean these posts can be deployed, removed or repositioned if required. While these posts look identical to the 'In-floor Flexi' posts they have had the impact absorbing feature disabled as the rails require a rigid post. As rail posts can be fitted with a range of rail combinations which can also include in-fill panels they are made to order. The small footprint increases available floor space by up to 30%, improves wheelchair access and reduces tripping hazards.

Specifications

| | |
|------------------------|---|
| Post: | 316 stainless, 63 x 1.6 x 950mm high. |
| Base: | Threaded in-floor stainless steel sleeve. |
| Footprint: | 65mm in diameter. |
| Connection: | Rigid 16mm thread. |
| Rails/In-fills: | Any configuration, (made to order). |
| Weight: | 3.0kgs (post only). |
| Installation: | Core drilled in-floor sleeve. |

| PART No. | DESCRIPTION |
|----------------|------------------------------------|
| NRLIR | Rail post in-floor rigid |
| NFR-100 | 1 metre st/st rail with fittings |
| NFR-150 | 1.5 metre st/st rail with fittings |
| NFR-200 | 2 metre st/st rail with fittings |



RAIL POST Surface Mount Rigid

A surface mounted rigid rail post for permanent placement or for installation into timber floors. While these posts look identical to the 'Surface Mount Flexi' posts they have had the impact absorbing feature disabled, as the rails require a rigid post. As rail posts can be fitted with a range of rail combinations which can also include in-fill panels they are made to order. The small footprint increases available floor space by up to 20%, improves wheelchair access and reduces tripping hazards.

Specifications

| | |
|------------------------|---|
| Post: | 316 stainless, 63 x 1.6 x 950mm high. |
| Base: | 150 dia x 6mm thick stainless steel plate. |
| Footprint: | 150mm in diameter. |
| Connection: | Rigid. |
| Rails/In-fills: | Any configuration, (made to order). |
| Weight: | 5.0kgs (post only). |
| Installation: | 3 fixings per post, (purchased separately). |

| PART No. | DESCRIPTION |
|----------------|------------------------------------|
| NRLSMR | Rail post surface mount rigid |
| NFR-100 | 1 metre st/st rail with fittings |
| NFR-150 | 1.5 metre st/st rail with fittings |
| NFR-200 | 2 metre st/st rail with fittings |

Built-in snap hooks allow for the connection of a range of ropes and chains

NEATA HOOK POSTS



316 ST/ST

HOOK POST In-floor Flexi

The unique in-floor sleeves mean these posts can be deployed, removed or repositioned at any time by staff while remaining tamper resistant to the public.

Incorporating a world first impact absorbing design that allows it to tilt on impact by up to 10 degrees and return to its original position without damage. Furthermore, the design increases available floor space by up to 30%, improving wheelchair access and reducing tripping hazards and results in a safer, tamper-proof system.

Specifications

| | |
|----------------------|---|
| Post: | 316 stainless, 63 x 1.6 x 950mm high. |
| Base: | Threaded in-floor stainless steel sleeve. |
| Footprint: | 65mm in diameter. |
| Connection: | Flexible-impact absorbing. |
| Hook: | 1, 2, 3 or 4 way snap hooks. |
| Weight: | 3.2kgs. |
| Installation: | Core drilled in-floor sleeve. |

| PART No. | DESCRIPTION |
|------------------|----------------------------------|
| NHIF-1WAY | Hook post in-floor flexi – 1 way |
| NHIF-2WAY | Hook post in-floor flexi – 2 way |
| NHIF-3WAY | Hook post in-floor flexi – 3 way |
| NHIF-4WAY | Hook post in-floor flexi – 4 way |



316 ST/ST

HOOK POST Surface Mount Flexi

The stainless steel surface mounted base plate is permanently fixed to the floor. Suitable for timber floors or anywhere in-floor sleeves are not appropriate.

Incorporates world first impact absorbing design that allows it to tilt on impact by up to 10 degrees and return to its original position without damage. Furthermore, the design increases available floor space by up to 20%, improving wheelchair access and reducing tripping hazards and results in a safer, tamper-proof system.

Specifications

| | |
|----------------------|---|
| Post: | 316 stainless, 63 x 1.6 x 950mm high. |
| Base: | 150 dia x 6mm thick stainless steel plate. |
| Footprint: | 150mm in diameter. |
| Connection: | Flexible-impact absorbing. |
| Hooks: | 1, 2, 3 or 4 way snap hooks. |
| Weight: | 5.2kgs. |
| Installation: | 3 fixings per post, (purchased separately). |

| PART No. | DESCRIPTION |
|-------------------|---------------------------------------|
| NHSMF-1WAY | Hook post surface mount flexi – 1 way |
| NHSMF-2WAY | Hook post surface mount flexi – 2 way |
| NHSMF-3WAY | Hook post surface mount flexi – 3 way |
| NHSMF-4WAY | Hook post surface mount flexi – 4 way |



HOOK POST Slimline Portable

An ultra low profile base that minimizes intrusion while maximizing stability. At less than 10mm high, wheelchairs, strollers and suitcases can easily navigate over it.

Slimline is our premium portable post and base unit. It is manufactured from 304 stainless steel and has a padded underside for protecting sensitive floors.

Specifications

| | |
|----------------------|---------------------------------------|
| Post: | 304 stainless, 63 x 1.6 x 950mm high. |
| Base: | 370dia x 8mm stainless steel. |
| Footprint: | 370mm in diameter. |
| Connection: | Portable free-standing. |
| Hook: | 1, 2, 3 or 4 way snap hooks. |
| Weight: | 9.6kgs. |
| Installation: | Not required. |
| Assembly: | Single M10 bolt (supplied). |

| PART No. | DESCRIPTION |
|-----------|-------------------------------------|
| NHSL-1WAY | Hook post slimline portable – 1 way |
| NHSL-2WAY | Hook post slimline portable – 2 way |
| NHSL-3WAY | Hook post slimline portable – 3 way |
| NHSL-4WAY | Hook post slimline portable – 4 way |



HOOK POST Highline Portable

Highline is our most popular selling portable post and base barrier. The moulded rubber base is covered with a 304 grade spun stainless steel skirt for a high quality finish.

The non-marking rubber base is gentle on floors and is extremely stable.

Specifications

| | |
|----------------------|---------------------------------------|
| Post: | 304 stainless, 63 x 1.6 x 950mm high. |
| Base: | Moulded rubber with stainless skirt. |
| Footprint: | 380mm in diameter. |
| Connection: | Portable free-standing. |
| Hook: | 1, 2, 3 or 4 way snap hooks. |
| Weight: | 10.5kgs. |
| Installation: | Not required. |
| Assembly: | Single M10 bolt (supplied). |

| PART No. | DESCRIPTION |
|-----------|-------------------------------------|
| NHHL-1WAY | Hook post highline portable – 1 way |
| NHHL-2WAY | Hook post highline portable – 2 way |
| NHHL-3WAY | Hook post highline portable – 3 way |
| NHHL-4WAY | Hook post highline portable – 4 way |



HOOK POST Extreme Portable

The Neata Extreme is the barrier for tough industrial type environments. The UPVC post with moulded rubber base means the Extreme can be used indoors or outdoors in any conditions. The non-marking rubber base is gentle on floors and extremely stable. Accepts Neata ropes, plastic or stainless steel chain.


Specifications

| | |
|----------------------|-------------------------------------|
| Post: | Yellow UPVC, 63 x 1.6 x 950mm high. |
| Base: | Moulded rubber. |
| Footprint: | 380mm in diameter. |
| Connection: | Portable free-standing. |
| Hook: | 1, 2, 3 or 4 way snap hooks. |
| Weight: | 8.5kgs. |
| Installation: | Not required. |
| Assembly: | Single M10 bolt (supplied). |

| PART No. | DESCRIPTION |
|-----------|------------------------------------|
| NHEX-1WAY | Hook post extreme portable – 1 way |
| NHEX-2WAY | Hook post extreme portable – 2 way |
| NHEX-3WAY | Hook post extreme portable – 3 way |
| NHEX-4WAY | Hook post extreme portable – 4 way |

Plain stainless steel posts for standalone applications such as at escalators etc.

NEATA PLAIN POSTS



316 ST/ST

PLAIN POST In-floor Flexi

The unique in-floor sleeves mean these posts can be deployed, removed or repositioned at any time by staff while remaining tamper resistant to the public.

Incorporating a world first impact absorbing design that allows it to tilt on impact by up to 10 degrees and return to its original position without damage. Furthermore, the design increases available floor space by up to 30%, improving wheelchair access and reducing tripping hazards and results in a safer, tamper-proof system.

Specifications

| | |
|----------------------|---|
| Post: | 316 stainless, 63 x 1.6 x 950mm high. |
| Base: | Threaded in-floor stainless steel sleeve. |
| Footprint: | 65mm in diameter. |
| Connection: | Flexible-impact absorbing. |
| Weight: | 3.2kgs. |
| Installation: | Core drilled in-floor sleeve. |

| PART No. | DESCRIPTION |
|-------------|---------------------------|
| NPIF | Plain post in-floor flexi |



316 ST/ST

PLAIN POST In-floor Rigid

The unique in-floor sleeves mean these posts can be deployed, removed or repositioned if required. While these posts look identical to the 'In-floor Flexi' posts they have had the impact absorbing feature disabled to provide a rigidly mounted post. Plain posts can be slotted if necessary to accept a range of accessories.

Furthermore, the small footprint increases available floor space by up to 30%, improving wheelchair access and reducing tripping hazards. Often used around escalators to prevent trolley access.

Specifications

| | |
|----------------------|---|
| Post: | 316 stainless, 63 x 1.6 x 950mm high. |
| Base: | Threaded in-floor stainless steel sleeve. |
| Footprint: | 65mm in diameter. |
| Connection: | Rigid 16mm thread. |
| Slots: | Any configuration, (made to order). |
| Weight: | 3.2kgs. |
| Installation: | Core drilled in-floor sleeve. |

| PART No. | DESCRIPTION |
|-------------|---------------------------|
| NPIR | Plain post in-floor rigid |



316 ST/ST

PLAIN POST Surface Mount Flexi

The stainless steel surface mounted base plate is permanently fixed to the floor. Suitable for timber floors or anywhere in-floor sleeves are not appropriate.

Incorporating a world first impact absorbing design that allows it to tilt on impact by up to 10 degrees and return to its original position without damage. Furthermore, the design increases available floor space by up to 20%, improving wheelchair access, reduces tripping hazards and is tamper proof for improved safety. Plain posts can be slotted if necessary to accept a range of accessories.

Specifications

| | |
|----------------------|---|
| Post: | 316 stainless, 63 x 1.6 x 950mm high. |
| Base: | 150dia x 6mm stainless steel. |
| Footprint: | 150mm in diameter. |
| Connection: | Flexible-impact absorbing. |
| Slots: | Any configuration, (made to order). |
| Weight: | 5.2kgs (post only). |
| Installation: | 3 fixings per post, (purchased separately). |



316 ST/ST

PLAIN POST Surface Mount Rigid

A surface mounted rigid post for permanent placement or for installing on timber floors.

While these post look identical to the 'Surface Mount Flexi' posts they have had the impact absorbing feature disabled to provide a rigidly mounted post. Plain posts can be slotted if necessary to accept a range of accessories. Furthermore, the small footprint increases available floor space by up to 20%, improves wheelchair access and reduces tripping hazards.

Specifications

| | |
|----------------------|---|
| Post: | 316 stainless, 63 x 1.6 x 950mm high. |
| Base: | 150 dia x 6mm thick stainless steel. |
| Footprint: | 150mm in diameter. |
| Connection: | Rigid. |
| Slots: | Any configuration, (made to order). |
| Weight: | 5.0kgs (post only). |
| Installation: | 3 fixings per post, (purchased separately). |

| PART No. | DESCRIPTION |
|--------------|--------------------------------|
| NPSMF | Plain post surface mount flexi |

| PART No. | DESCRIPTION |
|--------------|--------------------------------|
| NPSMR | Plain post surface mount rigid |

STEP TWO

SELECT YOUR ACCESSORIES

USING THE NEATA POST NUMBER, FIND WHAT ACCESSORIES ARE AVAILABLE:

| | PAGE | POST No. | DESCRIPTION (base type) | ACCESSORY CODE | | | | | | | | | | | | | | | |
|-------|------|---------------|--------------------------------|----------------|---|---|---|---|---|---|---|---|---|---|---|---|---|---|---|
| BELTS | 90 | NBIF | Belt post in-floor flexi | A | B | C | D | E | F | G | H | | | | | | M | N | O |
| | 91 | NBSMF | Belt post surface mount flexi | | | | D | E | F | | H | | | | | | M | N | |
| | 91 | NBSL | Belt post slimline portable | | | | D | E | F | | H | | | | | | M | N | |
| | 91 | NBHL | Belt post highline portable | | | | D | E | F | | H | | | | | | M | N | |
| | 92 | NWM | Wall mount barriers | | | | D | E | F | | H | | | | | | M | N | |
| | 92 | NBEL | Belt post econoline portable | | | | D | E | F | | H | | | | | | M | N | |
| | 92 | NBEX | Belt post extreme portable | | | | D | E | F | | H | | | | | | M | N | |
| RAILS | 93 | NRLIR | Rail post in-floor rigid | A | B | C | | E | | G | H | | J | | | | M | N | O |
| | 93 | NRLSMR | Rail post surface mount rigid | | | | | E | | | H | | J | | | | M | N | |
| HOOKS | 94 | NHIF | Hook post in-floor flexi | A | B | C | | | | G | H | I | | K | L | M | N | O | |
| | 94 | NHSMF | Hook post surface mount flexi | | | | | | | | H | I | | K | L | M | N | | |
| | 95 | NHSL | Hook post slimline portable | | | | | | | | H | I | | K | L | M | N | | |
| | 95 | NHHL | Hook post highline portable | | | | | | | | H | I | | K | L | M | N | | |
| | 95 | NHEX | Hook post extreme portable | | | | | | | | H | I | | K | L | M | N | | |
| PLAIN | 96 | NPIF | Plain post in-floor flexi | A | B | C | | | | G | | | | | | | M | N | O |
| | 96 | NPIR | Plain post in-floor rigid | A | B | C | | | | G | | | | | | | M | N | O |
| | 97 | NPSMF | Plain post surface mount flexi | | | | | | | | | | | | | | M | N | |
| | 97 | NPSMR | Plain post surface mount rigid | | | | | | | | | | | | | | M | N | |

Accessories that are compatible with the post.



80MM KNOCK-IN SLEEVES

For use with 'in-floor' posts. The NK80 is a flush finish 316 stainless steel in-floor mechanical anchor with an M20 internal thread. It is designed for shallow embedment in concrete or hard natural stone. The anchor is placed in a 25mm diameter by 85mm deep hole. Using the correct setting tool and a few hammer blows the anchor is expanded in the hole to create a positive hold down point. The sleeves can be fully loaded immediately. Each sleeve comes with a press fit flush cap, optional 316 stainless steel screw-in caps are available if required. See page 101.

| PART No. | DESCRIPTION |
|----------|--|
| NK80-FS | Knock-in floor sleeve with cap |
| NK80-CS | Knock-in floor sleeve with carpet ring & cap |
| NK80-ST | NK80 setting tool (one) |
| NKCAP | Additional plastic Neata cap |
| NKCAP-SS | Optional stainless screw-in cap |



50MM EPOXY SLEEVES

For use with 'in-floor' posts. The NE50-FS and NE50-CS are flush finish in-floor chemical anchors with an M20 internal thread. They have been designed for shallow embedment in reinforced concrete requiring only a 50mm deep hole. The NE50-FS is designed for bare floors while the NE50-CS is used for carpeted floors. Both models are machined from marine grade 316 stainless steel and are fixed into a 35mm diameter hole using a 2 part epoxy adhesive. Each sleeve is supplied with a press fit flush cap or optional stainless steel screw-in caps are available if required.

| PART No. | DESCRIPTION |
|----------|-----------------------------------|
| NE50-FS | 50mm epoxy sleeve with cap |
| NE50-CS | 50mm epoxy carpet sleeve with cap |
| NKCAP | Additional plastic Neata cap |
| NKCAP-SS | Optional stainless screw-in cap |



150MM EPOXY SLEEVES

For use with 'in-floor' posts. The NE150-FS and NE150-CS are flush finish in-floor chemical anchors with an M20 internal thread. They have been designed for deeper embedment in reinforced concrete. The NE150-FS is designed for bare floors while the NE150-CS is used for carpeted floors. Both models are machined from marine grade 316 stainless steel and are fixed into a 35mm diameter hole using a 2 part epoxy adhesive. Each sleeve is supplied with a press fit flush cap or optional stainless steel screw-in caps are available if required.

| PART No. | DESCRIPTION |
|----------|------------------------------------|
| NE150-FS | 150mm epoxy sleeve with cap |
| NE150-CS | 150mm epoxy carpet sleeve with cap |
| NKCAP | Additional plastic Neata cap |
| NKCAP-SS | Optional stainless screw-in cap |



BELT PRINTING

Custom screen printing of belts is a high profile way to promote your brand or include a message or warning. Printing can be single or double sided and is limited to a maximum of 2 colours per side. All printing requires a one-off setup/artwork cost and a printing charge per belt. Please refer to our customer service staff for more information. Please note there may be some limitations on the detail possible due to the texture of the belt fabric.

| PART No. | DESCRIPTION |
|----------|---------------------------------|
| NSPA | Setup/artwork charge (once) |
| NSP2 | Printing of 2 metre belt (each) |



WALL RECEIVER (BELT)

Wall receivers allow belts to be terminated at any wall or post etc. All Neata belt posts and wall mount belt barriers are compatible with these wall receivers. They are injection moulded from black nylon and attached with two self tapping screws provided.

| PART No. | DESCRIPTION |
|----------|--------------------------|
| NBWR | Belt wall mount receiver |



REPLACEMENT CASSETTES

Although our belt cassettes have a very reliable history, they are often installed in high-traffic pedestrian areas and as such can be subjected to a great deal of abuse. With Neata posts and wall mounts, damaged cassettes can be replaced in minutes using only a screw driver. Replacement cassettes are sold as a complete unit available in a range of colours.

| PART No. | DESCRIPTION |
|----------|------------------------------|
| NRBC-BLK | Belt cassette – Black |
| NRBC-BLU | Belt cassette – Blue |
| NRBC-RED | Belt cassette – Red |
| NRBC-YEL | Belt cassette – Yellow |
| NRBC-BUR | Belt cassette – Burgundy |
| NRBC-BY | Belt cassette – Black/yellow |



POST LOCKING TOOL

The Neata post locking tool serves two purposes. Firstly, it is used to lock and release in-floor posts from the ground and secondly, it is used for removing the flush caps from the in-floor sleeves. One locking tool is supplied with every order for Neata in-floor posts, however additional tools are available. Manufactured from laser cut mild steel with a zinc plated finish.

| PART No. | DESCRIPTION |
|----------|-------------------------|
| NLT | Neata post locking tool |



CASSETTE CLIPS

These two injection moulded nylon clips can be retro-fitted to any existing Neata post. The hook clip (NCHC-BN), above left, allows for the inclusion of rope/chain connection points to existing belt or rail posts. The blanking clip (NCBC-BN), above right, can be used to replace unwanted belt receiver clips on posts, thereby eliminating snag points to passing pedestrians. Greater choice – greater flexibility.

| PART No. | DESCRIPTION |
|----------|------------------------|
| NCBC-BN | Cassette blanking clip |
| NCHC-BN | Cassette hook clip |



WALL RECEIVER (HOOK)

Wall receivers allow ropes and chains to be terminated at any wall or post etc. All Neata braided ropes and chains are compatible with these wall receivers. They are injection moulded from black nylon and are attached with two self tapping screws provided.

| PART No. | DESCRIPTION |
|----------|--------------------------|
| NHWR | Hook wall mount receiver |

J



STAINLESS STEEL RAILS

For use with rigid rail posts. These stainless steel rails come complete with flexible, locking connectors ready to attach to the rail post receivers. They are manufactured from polished 304 grade rectangular stainless steel tube, 75 x 10mm with a 1.6mm wall. Standard lengths suit 1, 1.5 and 2 metre post centres. However, any length in between can be accommodated simply by cutting down the length of the tube and refitting the connectors.

| PART No. | DESCRIPTION |
|----------|-------------------------------------|
| NFR-100 | Rail to suit 1 metre post centres |
| NFR-150 | Rail to suit 1.5 metre post centres |
| NFR-200 | Rail to suit 2 metre post centres |

K



BRAIDED ROPES

A selection of high quality braided ropes in a range of colours with machined stainless steel end ferrules. Our standard ropes are made to suit 2 metre post centres. However custom made ropes can be made in any length up to 2.5 metres.

| PART No. | DESCRIPTION |
|-----------|-------------------------|
| NROPE-BLK | 2 metre rope – Black |
| NROPE-BLU | 2 metre rope – Blue |
| NROPE-RED | 2 metre rope – Red |
| NROPE-BUR | 2 metre rope – Burgundy |
| NRCUS-BLK | Custom rope – Black |
| NRCUS-BLU | Custom rope – Blue |
| NRCUS-RED | Custom rope – Red |
| NRCUS-BUR | Custom rope – Burgundy |

L



CHAIN

For use with hook posts. Two chain types are available in either plastic or stainless steel. The economical 6mm plastic chain sold in 25 metre rolls. While the high quality 6mm stainless steel chain sold loose by the metre.

| PART No. | DESCRIPTION |
|----------|------------------------------------|
| PC6R-R | 6mm plastic chain – Red/roll |
| PC6Y-R | 6mm plastic chain – Yellow/roll |
| PC6RW-R | 6mm plastic chain – Red-white/roll |
| PC6W-R | 6mm plastic chain – White/roll |
| SSC6 | 6mm stainless steel chain/mtr |

M



SIGN HOLDERS

Available in A4 and A5 sizes these sign holders attach directly onto the belt posts and are designed to take laser printed or laminated signs. The sign simply slips into the acrylic pocket and can be viewed from both sides. For rail and hook posts an additional clip will be required (NCSC-BN) for attachment.

| PART No. | DESCRIPTION |
|----------|-------------------------|
| NSH-A4 | A4 sign holder assembly |
| NSH-A5 | A5 sign holder assembly |
| NCSC-BN | Cassette slide clip |

N



BROCHURE DISPENSERS

Available in A4, A5 and DL sizes these sign holders are designed to attach directly onto belt posts. For rail and hook posts an additional clip will be required (NCSC-BN). Each holder has a capacity for approximately 100 sheets.

| PART No. | DESCRIPTION |
|----------|-----------------------|
| NBD-A4 | A4 brochure dispenser |
| NBD-A5 | A5 brochure dispenser |
| NBD-DL | DL brochure dispenser |
| NCSC-BN | Cassette slide clip |

O



POST STORAGE TROLLEY

A heavy duty mobile trolley for the storage and handling of up to 40 in-floor Neata posts. Swivelling and locking castors ensure the fully loaded trolley is stable and easy to manoeuvre. The folding handle allows the trolley to be stored in a minimum of space when not in service.

| PART No. | DESCRIPTION |
|----------|---------------------------------------|
| NST-40 | Storage trolley for 40 in-floor posts |



1



2



3



4

Neata In-floor Posts Using 50 & 150mm Epoxy Sleeves


1. Determine the optimum layout of posts to suit your requirements. Using a string line, set out the desired locations and mark the hole centres on the floor. The hole centres must not be spaced greater than 2 metres. Drill the marked holes using a 35mm diameter core drill to a depth of 60mm.
2. Remove the concrete bung from the hole by carefully tapping it at the top edge with a chisel or screwdriver. Avoid damage to the edge of the surrounding hole.
3. Clean out the hole and ensure it is the correct depth to accept the sleeve. Inject a suitable two part chemical adhesive into the hole. When inserting the sleeve there should be sufficient adhesive to squeeze up between the sides of the sleeve and hole. **Note:** We use and recommend Hilti brand epoxy adhesive (Part No. HIT-RE 500).
4. Insert the sleeve into the hole, rotating it to ensure an even spread of adhesive around the sleeve. Set the sleeve flush with the floor surface and clean away any residual adhesive. Curing time will depend on the adhesive used and the temperature of the floor. Refer to individual manufacturers recommendations for curing times.
5. Once the adhesive has fully cured, insert posts and tighten by hand.
6. Using the optional locking tool, insert it into the small hole in the post and tighten in a clockwise direction.

CAUTION: Safety glasses and protective gloves are required for this installation.



5

EPOXY SLEEVE INSTALLATION PROCEDURE



6



1



2



3



4

Neata In-floor Posts Using 80mm Knock-in Sleeves

1. Having determined the optimum layout to suit your requirements, set out the desired post locations and mark the hole centres on the floor. The post centres should not exceed 2 metres. Next, drill the marked holes using a 25mm diameter core drill to a depth of 85mm. **It is important that the holes are drilled plumb** as this will have a bearing on the posts once installed.
2. Remove the concrete bung from the hole by carefully tapping it at the top with the end of a chisel or screwdriver. Clean out the hole and ensure the depth is correct to accept the sleeve.
3. Place the NK80 sleeve into the hole so that it is flush with the floor surface. Insert the setting tool NK80-ST into the sleeve and tap lightly to achieve initial take up in the hole, follow with 2 heavier hammer blows. The setting tool will imprint verification marks into the top of the sleeve when full expansion is achieved.
4. Screw the post into the sleeve and tighten by hand, place the locking tool in the small hole in the post and tighten in a clockwise direction
5. To remove the post simply reverse the locking tool in the hole and turn counter clockwise.
6. Whenever posts are removed the holes should always be capped to avoid ingress of debris or tripping hazards.

CAUTION: Safety glasses and protective gloves are required for this installation.



5

KNOCK-IN SLEEVE INSTALLATION PROCEDURE



INSTALLING & REMOVING...

INSTALLING NEATA IN-FLOOR POSTS:

Screw the post into the in-floor sleeve in a clockwise direction until hand tight, now insert the locking tool into the 6mm hole in the post and fully tighten.

Note: When properly installed the post cannot be removed by hand.



ADJUSTING THE BELT ALIGNMENT:

Note: Prior to belt alignment the post must be fully tightened into the floor. Gripping the post with both hands rotate the post until the desired alignment is achieved.



REMOVING NEATA IN-FLOOR POSTS:

Insert the locking tool into the 6mm hole in the post, unscrew the post in an anti-clockwise direction.

Remove the post taking care not to damage the threaded post stud.



...NEATA IN-FLOOR POSTS

RETRACTA-BELT WALL MOUNT – 7.6 METRE

Retracta-belt Wall Mount units are designed for wall mounting where floor space is limited or post and base units are not appropriate. This model is particularly useful in large span situations such as warehouse aisle closures and loading docks etc.

Specifications

| | |
|-----------------------|---|
| Material: | Hi-impact polycarbonate housing (Black). |
| Weight: | 1.2kgs. |
| Extensions: | 0-7.6 metres. |
| Delivery: | Individually packaged with fixings and wall receiver end. |
| Belt: | Available in four standard colours. |
| Installations: | Permanent. Screw fixed. |



See also Neata Wall Mount on page 92.

| PART No. | DESCRIPTION |
|-----------|---|
| RWM76-BYD | Retracta-belt 7.6 metre wall mount – Black/Yellow |
| RWM76-RD | Retracta-belt 7.6 metre wall mount – Red |
| RWM76-YW | Retracta-belt 7.6 metre wall mount – Yellow |
| RWM76-BK | Retracta-belt 7.6 metre wall mount – Black |
| NBWR | Additional wall receiver clip |



Belt spans up to 7.6 metres.



Wall mount unit (NBWR).



Belts available in four standard colours.

RETRACTA-BELT MAGNA MOUNT – 7.6 METRE

The Magna-mount has all the features of the 7.6 metre wall mount model (above). Furthermore, it has the added flexibility of being able to be quickly repositioned, using the magnetic base mount and magnetic belt clip. Safety bungy prevents damage if the Magna-mount is accidentally dislodged.

Specifications

| | |
|----------------------|--|
| Material: | Hi-impact polycarbonate housing (Black). |
| Weight: | 1.5kgs. |
| Extension: | 0-7.6 metres. |
| Delivery: | Complete with magnetic base and belt clip. |
| Belt: | Available in four standard colours. |
| Installation: | Semi-permanent. Magnetic fixed. |



Magnetic base mount.



Safety bungy.



Magnetic belt clip.

| PART No. | DESCRIPTION |
|-----------|--|
| RMM76-BYD | Retracta-belt 7.6 metre magna-mount – Black/Yellow |
| RMM76-RD | Retracta-belt 7.6 metre magna-mount – Red |
| RMM76-YW | Retracta-belt 7.6 metre magna-mount – Yellow |
| RMM76-BK | Retracta-belt 7.6 metre magna-mount – Black |

SKIPPER – Retractable tape barrier

Skipper™ is a unique, purpose designed approach to traffic and facilities management. It allows you to cordon off hazardous or restricted areas indoors or outdoors quickly and cost effectively. Skippers fully retractable 9.0 metre tape enables all areas to be closed off using standard weighted-base cones or UPVC posts.

Simply fit Skipper over the top of your cone or post or, if you wish, Skipper can be screwed to the cone for greater security. Alternatively, using our optional wall mount bracket, Skipper can be used to block doorways, close off aisles in warehouses or anywhere that requires a fixed barrier.

Also available is a switchable warning light with built-in daylight sensor.

Value features:

- » Full 9.0 metre retractable tape.
- » Push button tape lock to prevent tampering.
- » Tough, corrosion proof moulded housing.
- » Four way connectivity.
- » Unique belt clip allows belt to hook back onto itself.
- » Fits standard 1.0 metre traffic cones or UPVC posts.
- » High visibility Red/White or Black/Yellow tape.
- » Wall mount bracket available.
- » Optional emergency light.
- » Optional sign holders and signs.

Specifications:

| | |
|---------------------|---|
| Description: | Skipper retractable barrier. |
| Material: | Housing – High impact polypropylene. Tape – Reinforced nylon with water repellent coating. |
| Tape finish: | Red/white or black/yellow diagonal stripes. |
| Tape Length: | 9.0 metres. |
| Housing: | 250mm high x 150mm in diameter. |
| Weight: | SKIP-BY/RW – 0.88kg. |



See also 'Port-a-guard' expanding barriers on pages 81-86.



The Skipper allows you to cordon off hazardous or restricted areas indoors or outdoors.



Red and White (SKIP-RW).



Black and Yellow (SKIP-BY).

How it works



Fit Skipper onto top of the cone or post & base unit. Secure with screws if required.



Pull the tape out to the desired length.



Clip the tape to the next skipper or receiver unit.



Lock the tape button to prevent unwanted spooling.

| PART No. | DESCRIPTION |
|----------|--|
| SKIP-RW | Skipper retractable barrier 9.0 metre – Red/White |
| SKIP-BY | Skipper retractable barrier 9.0 metre – Black/Yellow |

SKIPPER ONE METRE CONE

A 1.0 metre high stackable cone manufactured from tough polyethylene with a heavy rubber base for stability and reflective collar for improved visibility. Skipper simply fits over the cone and can be screw fixed for extra security if required. Belt height 1090mm. (Skipper not included).

SKIPPER CONE MOUNT RECEIVER UNIT

This receiver unit is a press fit onto our 1.0 metre cone. For extra security use the fixing screws provided. Features include solid aluminium construction with anodised finish and two-way connectivity allowing two Skipper units to span up to 18 metres. A twist and lock cap prevents belts dislodging in windy conditions.

| PART No. | DESCRIPTION |
|----------|---|
| BTC1000R | Skipper cone – 1.0 metre high |
| SKRCA | Skipper cone mount receiver unit (order separately) |



1 metre cone (BTC1000R).



Cone Mount Receiver (SKRCA).

100%
RECYCLABLE

SKIPPER POST & BASE

A post & base unit designed to accept the Skipper unit. The UPVC posts are available in yellow or grey and are 63.5mm in diameter. The heavy rubber base offers stability. Belt height 990mm. (Skipper not included).

SKIPPER RECEIVER POST & BASE

A receiver post to compliment the Skipper post & base above. Features include solid aluminium construction, anodised finish and two-way connectivity. A twist and lock cap prevents belts dislodging in windy conditions. (Includes post, base and receiver head).

| PART No. | DESCRIPTION |
|----------|---------------------------------------|
| SKPBY | Skipper post & base – Yellow |
| SKPBG | Skipper post & base – Grey |
| SKPRP-Y | Skipper receiver post & base – Yellow |
| SKPRP-G | Skipper receiver post & base – Grey |



UPVC Post & Base.
(Grey or Yellow).



UPVC Receiver Post & Base.
(SKPRP-G or SKPRP-Y).

100%
RECYCLABLE

SKIPPER WALL MOUNT BRACKET

The Skipper wall mount bracket allows Skippers to be used without the need for cones or posts and can be mounted to walls or columns. It is manufactured from heavy steel components and zinc plated to resist rust. (Skipper not included).

SKIPPER WALL MOUNT RECEIVER UNIT

This belt receiver unit can be mounted to any wall or column. It is compatible with Skippers mounted on cones, post & base units or wall mount brackets. Manufactured from aluminium with an anodised finish, it is both compact and attractive.

| PART No. | DESCRIPTION |
|----------|----------------------------------|
| SKWM | Skipper wall mount bracket |
| SKRC | Skipper wall mount receiver unit |



Skipper wall mount (SKWM).



Wall mount receiver (SKRC).

SKIPPER SIGN HOLDER BRACKET

The Skipper sign holder bracket is injection moulded from durable ABS plastic. It attaches to the top of the Skipper cap with a single screw and nyloc nut (supplied). Mounting of the bracket requires a 5mm hole to be drilled into the top of the Skipper cap. Once installed the bracket accommodates A4 or A5 sign holders listed below.

SKIPPER SIGNS

Available in A4 or A5 sizes these sign holders attach directly to the sign bracket with the screws supplied and are designed to take laser printed or laminated paper signs. They can be viewed from both sides.

| PART No. | DESCRIPTION |
|----------|-----------------------------|
| SSHB | Skipper sign holder bracket |
| NSH-A4 | A4 sign holder assembly |
| NSH-A5 | A5 sign holder assembly |



Skipper A4 sign holder assembly (NSH-A4).



Skipper sign holder bracket attaches to top of Skipper cap with a single screw & nyloc nut.



Skipper sign holder bracket (SSHB).

SKIPPER LIGHT

A multi function LED warning light that is fully rechargeable. Powered by 6 AA Batteries (not included), it is switchable between permanent or flashing mode. It also has a light sensor for automatic low light activation, which can be turned off. The light unit simply replaces the top housing cap on your existing Skipper for a fully integrated design. Reflective side panels assist low light visibility. (Light and Skipper sold separately).



Reflective surfaces.



Sensor & flash switches.



Skipper multi-function light (SKLIGHT).

STANDARD TAPES

Our standard Skipper tapes are all manufactured from a durable, dip coated, woven polyester fabric and are virtually unrippable. They are available in diagonal Red/White or Black/Yellow stripes.

CUSTOM TAPES

Made to the same specifications as our standard tapes. These are available in up to 4 colours for logos, promotions or warning messages. Minimum quantities and additional costs will apply. Lead times of 4 to 6 weeks apply.

| PART No. | DESCRIPTION |
|-----------|---|
| SKBELT-BY | Skipper replacement belt – Black/Yellow |
| SKBELT-RW | Skipper replacement belt – Red/White |



Standard tapes.



Custom printed tapes – price on application.