

# 05

## SPEED HUMPS



When purchasing speed humps, be sure you are meeting your liabilities. The Australian standard AS2890.1:2004 has been very clear about the design, use and intent of speed humps on private property.

Our Slo-motion steel speed humps have been a market leader for over 12 years while our Slo-motion Compliance hump is totally unique to the Australian market and manufactured from environmentally friendly Low Density Polyethylene. Both of course have been designed by us to comply fully with AS2890.1:2004.

You may also be interested in pages:




44 CONVEX MIRRORS



66 WHEEL STOPS



70 LOK-UP



72 ROAD SPIKES



## SLO-MOTION COMPLIANCE – Our Premium Product

Introducing our 'Slo-motion Compliance' speed hump. Compliance is a modular speed control system consisting of independent modules each 250mm long with rounded end caps. Compliance is manufactured from a high tech 'Linear Low Density Polyethylene' (LLDPE) with solid colour. It will not fade, rot, rust or crack and has built-in prismatic reflectors for enhanced night visibility. Suitable for car parks, schools, shopping centres, factory complexes or anywhere it is desired to control the speed of vehicles.

## Finally an Australian company...

has designed and developed in Australia a modular composite speed hump to comply with Australian Standards AS2890.1:2004 for local conditions.

**Slo-motion Compliance is as tough as the Aussie Outback.**

## WARNING

© Barrier Group Pty. Ltd. takes the protection of its intellectual property (IP) seriously and will not hesitate to pursue legal action against any individual, group or organization attempting to steal, copy or duplicate any of its proprietary designs OR anyone who imports, sells or distributes illegal copies or duplicates of its proprietary designs.

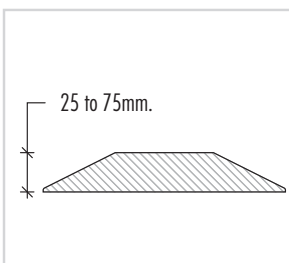
**IT'S AGAINST THE LAW – AVOID THE PAIN!**



## PLEASE NOTE

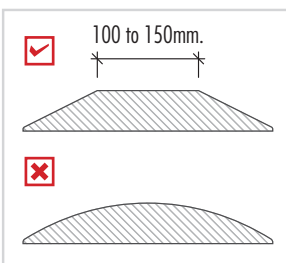
The Australian Standard which regulates the design and use of speed humps for use in off-street parking in Australia is 'AS2890.1:2004 parking facilities'. AS2890.1 identifies four main criteria in the design of "type 2" speed humps: height, cross section, ramp angle and markings.

Don't be fooled! Until now very few "type 2" speed humps sold in Australia met these four criteria. Of the non-metal type, most if not all are manufactured overseas from cheap, very poor quality reclaimed materials of variable origin which quickly breakdown, fade or fail under Australian conditions.



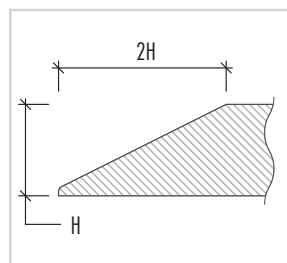
### Height:

Must be between 25 & 75mm.



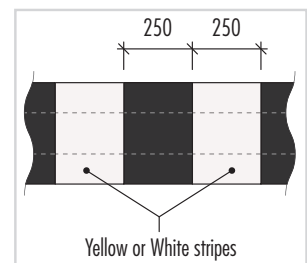
### Cross Section:

Must be flat on top.  
Not round or peaked.



### Ramp Angle:

Must have a ramp angle 2:1.



### Markings:

Must have alternating parallel yellow or white stripes 250mm wide.


## Value features:

- » Designed and developed in Australia to comply with AS2890.1:2004.
- » Solid colour. U.V. stabilised, high tech composite plastic construction.
- » Supplied with fixings ready for installation.
- » Built-in prismatic reflectors for improved night visibility.
- » Slip resistant texture moulded into surface.
- » Built-in cable channel 27 x 30mm.
- » Strengthened mounting points with large diameter load sharing washers.
- » Low noise design suitable for residential areas.
- » Excellent outdoor weathering characteristics
- » Light weight with incredible strength, able to take vehicles, trucks and buses etc.

## Specifications:

<b>Description:</b>	Slo-motion Compliance speed control system.
<b>Material:</b>	Injection moulded Linear Low Density Polyethylene (LLDPE).
<b>Finish:</b>	Solid colour (Black or Yellow).
<b>Length:</b>	Body modules – 250mm. End modules – 180mm Radius.
<b>Width:</b>	360mm (In the driving direction).
<b>Height:</b>	60mm.
<b>Ramp Angle:</b>	2:1.
<b>Weight:</b>	Body modules – 1.8kgs. End modules – 0.8kg.
<b>No. of fixings:</b>	2 per module (supplied).

PART No.	DESCRIPTION
<b>SMC250Y</b>	Slo-motion compliance speed hump 250mm body module – Yellow
<b>SMC250B</b>	Slo-motion compliance speed hump 250mm body module – Black
<b>SMC250E</b>	Slo-motion compliance speed hump 180mm radius end module – Black (pair)




Textured slip resistant surface moulded in.



High tech composite plastics with solid colour.



Designed and developed in Australia for local conditions.



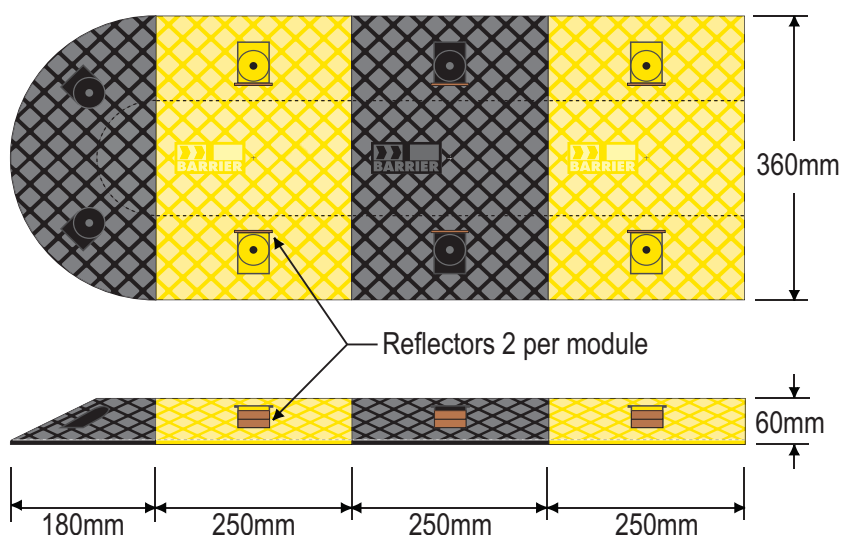
Built-in reflectors and large load sharing mounting points.



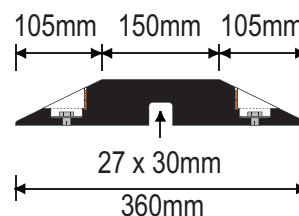
Light weight construction with strength and durability engineered in.



Simple installation with all fixings supplied.



**MANUFACTURED FROM  
ENVIRONMENTALLY FRIENDLY  
LINEAR LOW DENSITY  
POLYETHYLENE (LLDPE)**





## SLO-MOTION STANDARD DUTY STEEL SPEED HUMP

Slo-motion is a modular steel speed control system consisting of truly independent super strong steel modules. The ends of each speed hump are finished off with a pair of end caps.

These end caps are moulded from an extremely durable rubber, or alternatively, steel end caps are also available if preferred. Suitable for car parks, shopping centres or factory complexes.

### Value features:

- » Designed to comply with AS2890.1:2004.
- » More than 4 times the load bearing contact area with the road surface than competitor's products.
- » Can be used with or without end caps.
- » A choice of either steel or rubber end caps.
- » Comes complete with all fixings.
- » Truly independent modules for easy removal.
- » **Does not require a rubber underlay to prevent rattle.**
- » Concealed fixings remain accessible.
- » Modules have a built in bridge design to accommodate hoses or cables.

### Specifications:

**Top Skin:** 3mm floor plate.

**Length:** 1 metre or 1/2 metre.

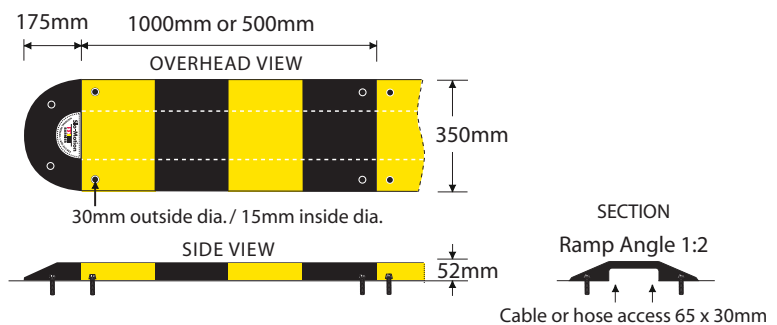
**Width:** 350mm.

**Height:** 52mm.

**Weight:** 16.5kgs (9.2kgs for 1/2 metre).  
SMEC – 5.2kgs/pair (rubber).  
SMSEC – 5kgs/pair (steel).

**No. of fixings::** 4 (supplied).

PART No.	DESCRIPTION
SM1000	Slo-motion standard duty steel speed hump – 1.0 metre
SM500	Slo-motion standard duty steel speed hump – 0.5 metre
SMEC	Rubber end caps – 1 pair
SMSEC	Steel end caps – 1 pair
SPIKES	Optional steel gravel spikes for fixing into loose surfaces – 300 x 12mm each



## AWARENESS SIGN KIT – Speed humps

A prepackaged sign kit for use with speed hump installations. The kit allows for an economical alternative to purchasing all the components separately. It comprises the necessary sign, brackets and post to complete the installation. Alternatively, all components are available individually.

PART No.	DESCRIPTION
BSHKIT	Complete speed hump sign kit
S1000-RA	Speed Hump sign – class 1 reflective 600 x 600mm
SP2800	Galvanised sign post – 2800 x 60mm
SPB1	Single sided sign bracket (requires 2)
CAP60	Galvanised post cap to suit 60mm sign post



BSHKIT – Single sided speed hump sign kit.

## SLO-MOTION HEAVY DUTY STEEL SPEED HUMP

Slo-motion Heavy Duty is the modular steel speed control system for seriously heavy vehicle applications (including 'B'-Doubles).


Perfectly suited to transport depots, factories and terminals etc. Our super strong chassis construction with 6mm floor plate and 6 bolt fixing make our Slo-motion Heavy Duty virtually indestructible.

### Value Features:

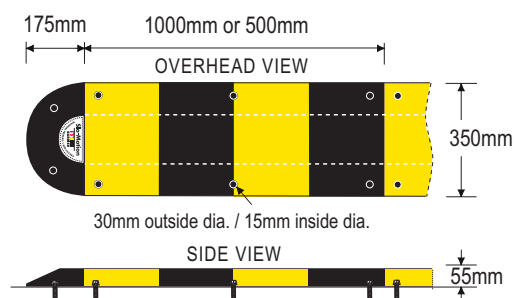
- » Designed to comply with AS2890.1:2004.
- » More than 4 times the load bearing contact area with the road surface than competitor's products.
- » Use with or without end caps.
- » A choice of either steel or rubber end caps.
- » Comes complete with all fixings.
- » Truly independent modules for easy removal.
- » **Does not require a rubber underlay to prevent rattle.**
- » Concealed fixings remain accessible.
- » Modules have a built in bridge design to accommodate hoses or cables.

### Specifications:

<b>Top Skin:</b>	6mm floor plate.
<b>Length:</b>	1 metre or 1/2 metre.
<b>Width:</b>	350mm.
<b>Height:</b>	55mm.
<b>Weight:</b>	24.5kgs (13kgs for 1/2 metre). SMEC – 5.2kgs/pair. SMSEC – 5kgs/pair.
<b>No. of fixings:</b>	6 (supplied).



PART No.	DESCRIPTION
SM1000HD	Slo-motion heavy duty steel speed hump – 1.0 metre
SM500HD	Slo-motion heavy duty steel speed hump – 0.5 metre
SMEC	Rubber end caps – 1 pair
SMSEC	Steel end caps – 1 pair
SPIKES	Optional steel gravel spikes for fixing into loose surfaces – 300 x 12mm each



SECTION  
Ramp Angle 1:2  
Cable or hose access 65 x 30mm

## SPEED HUMP SELECTION CHART

AUSTRALIAN STANDARDS FOR SPEED HUMPS-AS2890.1:2004 The speed humps in this table have all been designed to comply fully with the requirements of "type 2" speed humps as set out in AS2890.1:2004 (see page 56 for design details)	SM1000HD	SM1000	SMC250	SME50
	Slo-Motion Heavy Steel	Slo-Motion Standard Steel	Slo-Motion Compliance	Economy Rubber 50mm
<b>WHEN ORDERING SPEED HUMPS ALWAYS SPECIFY THE TYPE AND CONDITION OF THE ROAD SURFACE WHERE THEY ARE TO BE INSTALLED</b>				
Designed to comply with AS2890.1:2004 'type 2' speed humps	Yes	Yes	Yes	Yes
Performance rating	Extra Heavy	Heavy	Extra Heavy	Medium
Maximum recommended load per axle	20 tonnes	10 tonnes	20 tonnes	5 tonnes
Suitable for constant heavy vehicle traffic (Incl. truck & bus)	Yes	No	Yes	No
Suitable for high volume car and some truck traffic	Yes	Yes	Yes	No
Suitable for low volume car traffic or short term use	Yes	Yes	Yes	Yes
Made from materials that are readily recyclable	Yes	Yes	Yes	No
Material (body modules)	Fabricated steel	Fabricated steel	Polyethylene	Recycled rubber
Resistance to fading over 3 years	Good	Good	Excellent	Poor
Weight per metre (kgs)	24.5kgs	16.5kgs	7.2kgs	16kgs
End caps (sold in pairs)	Steel	Rubber or steel	Polyethylene	Recycled rubber
Fixings per metre	6	4	8	8
Fixings supplied ( M10 x 90mm coach bolts with Hilti plugs)	Yes	Yes	Yes	Yes
Concrete screw bolts available	Optional	Optional	Optional	Optional
Gravel spikes available (300mm)	Optional	Optional	Optional	Optional
Width of hump (direction of travel)	350mm	350mm	360mm	340mm
Height of hump	55mm	52mm	60mm	50mm
No. of modules per metre	1 x 1m	1 x 1m	4 x 250mm	4 x 250mm
500mm modules available	Yes	Yes	N/A	N/A
<p><b>Note:</b> This table is intended as a guide only to assist in selection. It is the purchaser's responsibility to determine the suitability for their intended use.</p>				

## FREQUENTLY ASKED QUESTIONS

### 1. Where can 'type 2' speed humps like these be used?

Type 2 speed humps as described in AS2890.1:2004 are appropriate for use on private property or covered and multi-storey car parks, where it is desired to further check the speed of vehicles, mostly travelling at 30 km/h or less.

### 2. How far apart should speed humps be positioned?

Road humps shall be spaced at no less than 10 metres for Type 2, along any one aisle or roadway.

Maximum spacing where required to control speeds continuously along a roadway should be about 50 metres. Humps should always be located clear of intersections and curved road ways.

### 3. What about pedestrians and speed humps?

Humps shall not impede pedestrian or wheelchair traffic on any accessible travel path provided for people with disabilities. An accessible path of travel needs to be a minimum of 1 metre wide.

### 4. I've seen some rubber speed humps that are round on top. Do these comply with the standards?

No, AS2890.1:2004 clearly states that "type 2" speed humps should be flat on top with a ramp angle of 2:1 on both sides. See page 56 of this catalogue for a clearer explanation of the design requirements of AS2890.1:2004.

### 5. Is it true that steel speed humps rattle when vehicles cross them, and if they do, why is this the case?

(1) They have been incorrectly installed or installed using fixings that are not suited to the road surface.

**OR**

(2) The other major reason metal speed humps come loose and develop rattles is poor design. There is a belief that placing a thick rubber underlay beneath a hump during installation will eliminate rattles.

**WRONG!** Many years of experience has proven that humps requiring rubber underlay as part of their installation in fact act like a cake cutter, destroying the rubber underlay which then leaves the hump loose. The Barrier brand Slo-Motion steel speed humps have been designed with large flat pads. (up to 4 times the footprint of competitors products). This large footprint eliminates the need for a rubber underlay and reduces the risk of humps working loose, thereby eliminating noise.



## SPEED HUMPS

### Installation Procedure (all models):

1. Using a chalk line, set out and position speed humps in their desired location. With a 10mm drill bit and impact drill, pilot drill the mounting holes for each module. (PHOTOS 1 & 2).
2. Move the modules to one side and drill piloted holes with a 14mm drill bit 100mm deep. Clean dust from holes, insert the plastic Hilti plugs supplied and hammer flush with road surface. A little grease or oil on the screw threads will make them easier to tighten. (PHOTOS 3 & 4).
3. Reposition the speed hump modules over holes and insert fixings making sure to use the washers supplied. (PHOTO 5).
4. Using an appropriate size socket wrench or impact driver tighten fixings. (PHOTO 6).
5. Clean the site to complete your installation. (PHOTO 7).
6. Go over completed installation and tighten all connections.

### Notes:

- To achieve long, straight lines use a string or chalk line.
- On completion, check all fixings are tight.
- Always use personal protective equipment when using power tools.
- Always position humps at least 100mm clear of expansion gaps in the road surface. (PHOTO 7).



1.



2.



3.



4.



5.



6.



7.



8. Standard fixings supplied



### WHAT YOU WILL NEED

- Tape measure and string line.
- Impact drill and masonry bits.
- Socket wrench or impact driver.
- Can of lubricant.
- Hammer or mallet.
- Personal protective equipment.



## ECONOMY RUBBER SPEED HUMP

This speed hump is an economical alternative to more expensive models. It is ideally suited to low traffic environments such as unit and town house developments or for short term installations.

They are manufactured from a mixture of natural and recycled rubber. When laid in an alternating pattern they conform to AS2890.1:2004.

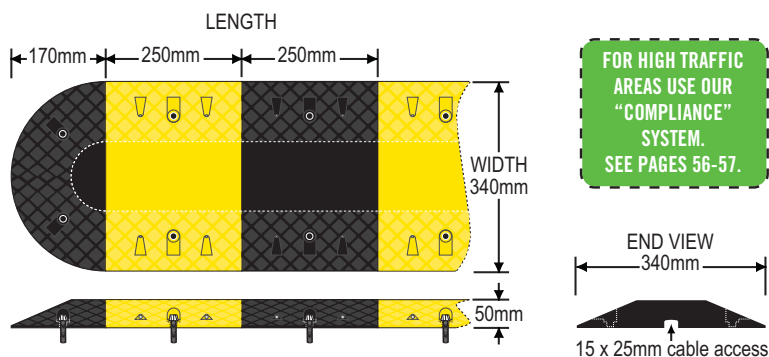
Can also be used as a liquid bunding if installed with a sealant, e.g. silastic.

### Value features:

- » Designed to comply with AS2890.1:2004.
- » Can be used with or without end caps.
- » Comes complete with all fixings.
- » Concealed fixings remain accessible.
- » Built in bridge design to accommodate a cable or hose (when used without end caps).

### Specifications

<b>Description:</b>	Economy Rubber Speed Hump.
<b>Material:</b>	Recycled and Natural rubber.
<b>Length:</b>	Body 250mm (i.e. 4 modules per metre). End 170mm.
<b>Width:</b>	340mm.
<b>Height:</b>	50mm.
<b>Weight:</b>	Body 4kgs / End 2kgs.
<b>No. of fixings:</b>	2 per body / 4 per pair of ends.



FOR HIGH TRAFFIC AREAS USE OUR "COMPLIANCE" SYSTEM. SEE PAGES 56-57.

PART No.	DESCRIPTION
SME50B	Economy rubber speed hump 50mm module – Black
SME50Y	Economy rubber speed hump 50mm module – Yellow
SMEC	Rubber end caps (1 pair)



## TRAFFIC CALMING RUBBER SPEED HUMP

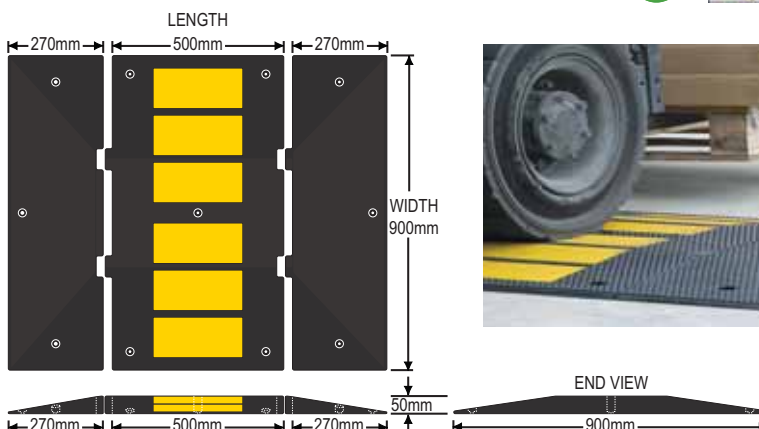
Traffic Calming speed humps are designed for situations where traffic speed needs to be controlled but a traditional speed hump is not suitable.

Smoother approach and departure angles mean a wider range of vehicles can pass over them.

Solid rubber construction means these traffic calmers are capable of handling heavy traffic. Safety yellow anti-slip insert panels increase visibility and improve pedestrian safety.

### Value features:

- » Full load bearing contact area with road surface.
- » Convenient modular system can be configured to any length.
- » All modules supplied with fixings.
- » Concealed fixings remain accessible.
- » Highly shock absorbent rubber is both quiet and smooth in operation.
- » Rubber construction conforms to uneven surfaces.
- » Middle sections fitted with high visibility non-slip panels.



### Specifications

<b>Description:</b>	Traffic calming system using interlocking body and end modules.
<b>Material:</b>	Solid natural and recycled rubber.
<b>Finish:</b>	Moulded black rubber with yellow panels.
<b>Length:</b>	Body 500mm / End 270mm.
<b>Width:</b>	900mm (both Body and End modules).
<b>Height:</b>	50mm.
<b>Weight:</b>	Body 20kgs each / End 15.7kgs pair.
<b>No. of fixings:</b>	5 per body, 6 per pair of ends (supplied).

PART No.	DESCRIPTION
SMTC900	Traffic calming rubber speed hump middle module – 900 x 500mm
SMTC900E	Traffic calming rubber speed hump end modules (pair) – 900 x 270mm

### PLEASE NOTE

End caps for the traffic calming rubber speed humps are sold as a male & female pair only.





## RUBBER SPEED CUSHION

Rubber Speed Cushions are made from recycled rubber. Rubber is lighter and easier to work with than asphalt and concrete, significantly reducing installation time.

Rubber pieces can be pulled up and moved without being destroyed. This is convenient for municipalities who want to institute temporary measures to test an area or permanently control traffic speed.

Unlike concrete and asphalt which necessitate frequent and high cost replacement, rubber products are long lasting and cost-efficient.

In addition to long term benefits, rubber products offer a quicker installation method.

### Value features:

- » Embedded reflective material increases visibility and safety, day or night.
- » All-weather easy maintenance: will not warp, chip, crack, crumble or corrode.
- » Extremely durable: tough enough for heavy traffic.
- » Flexible: conforms to road curvature and any asphalt or concrete surface.
- » Resistant to extreme temperature variations, U.V., oils, moisture and damage.
- » Available as a 4 or 6 panel kit.

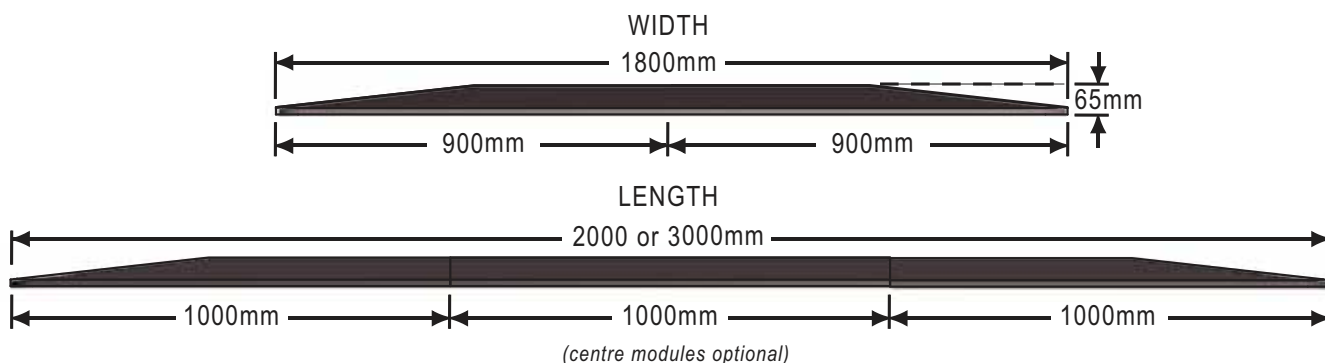
### Specifications:

<b>Description:</b>	Modular rubber speed cushion system.
<b>Material:</b>	Recycled rubber.
<b>Finish:</b>	Black with embedded reflective panels.
<b>Length:</b>	Panels 1000mm. Assembled 2000 or 3000mm.
<b>Width:</b>	Panels 900mm. Assembled 1800mm.
<b>Height:</b>	65mm.
<b>Weight:</b>	Middle module 57kgs. Corner module 40kgs. Assembled approx. 200 or 300kgs.
<b>Fixings:</b>	Supplied.

PART No.	DESCRIPTION
RSC-R	Rubber speed cushion – right end
RSC-M	Rubber speed cushion – middle
RSC-L	Rubber speed cushion – left end
RSC-KIT4	Rubber speed cushion – 4 panel kit
RSC-KIT6	Rubber speed cushion – 6 panel kit



6 panel kit shown (RSC-KIT6).





# RUMBLE STRIP

A durable and versatile low profile rubber rumble strip for use as a speed moderator or lane divider on roadways. Ideal in residential complexes to slow the flow of vehicles. Alternatively, it can be used as a wall mounted bump protector. Manufactured from recycled rubber, 500mm long x 100mm wide x 15mm thick. Can be installed with appropriate masonry fixings or glued using a suitable adhesive.



PART No.	DESCRIPTION
RS500-B	Rumble strip 500 x 100 x 15mm – Black
RS500-Y	Rumble strip 500 x 100 x 15mm – Yellow



# PARKING SEPARATOR

A versatile rubber separator suitable for slowing down the speed of vehicles or delineating parking or no-go areas. Alternatively it can be wall mounted for use as a docking or car park buffer.

Moulded from recycled rubber with a high visibility yellow finish with three reflective panels on each side. Can be mounted into concrete or asphalt with the fixings supplied. 1000 x 150 x 50mm. Weight 6.6kgs.



PART No.	DESCRIPTION
PS1000-Y	Parking separator 1000 x 150 x 50mm – Yellow

# CASE STUDY

A high volume concrete batching plant in Victoria had a competitor's steel speed humps in place that had failed miserably after a relatively short time (see inset photo). They had to be capable of handling constant, very heavy concrete tankers and trucks at a very demanding site.

We were contacted and asked if we could provide a solution. When we suggested our injection moulded polyethylene Slo-motion Compliance hump the client said 'No Way!'. But when we assured him that they were easily up to the job.

This photo and the inset close up were taken 1 year after the installation. The Compliance Speed Humps have been subjected to the harshest possible treatment on a daily basis without any visible signs of distress, cracks, fading or movement. And for way less than the cost of the original steel humps we replaced. The customer is very, very happy with the outcome!

**Slo-motion Compliance – as tough as the Aussie outback!**



Compliance after 1 year.

Failed competitor steel.